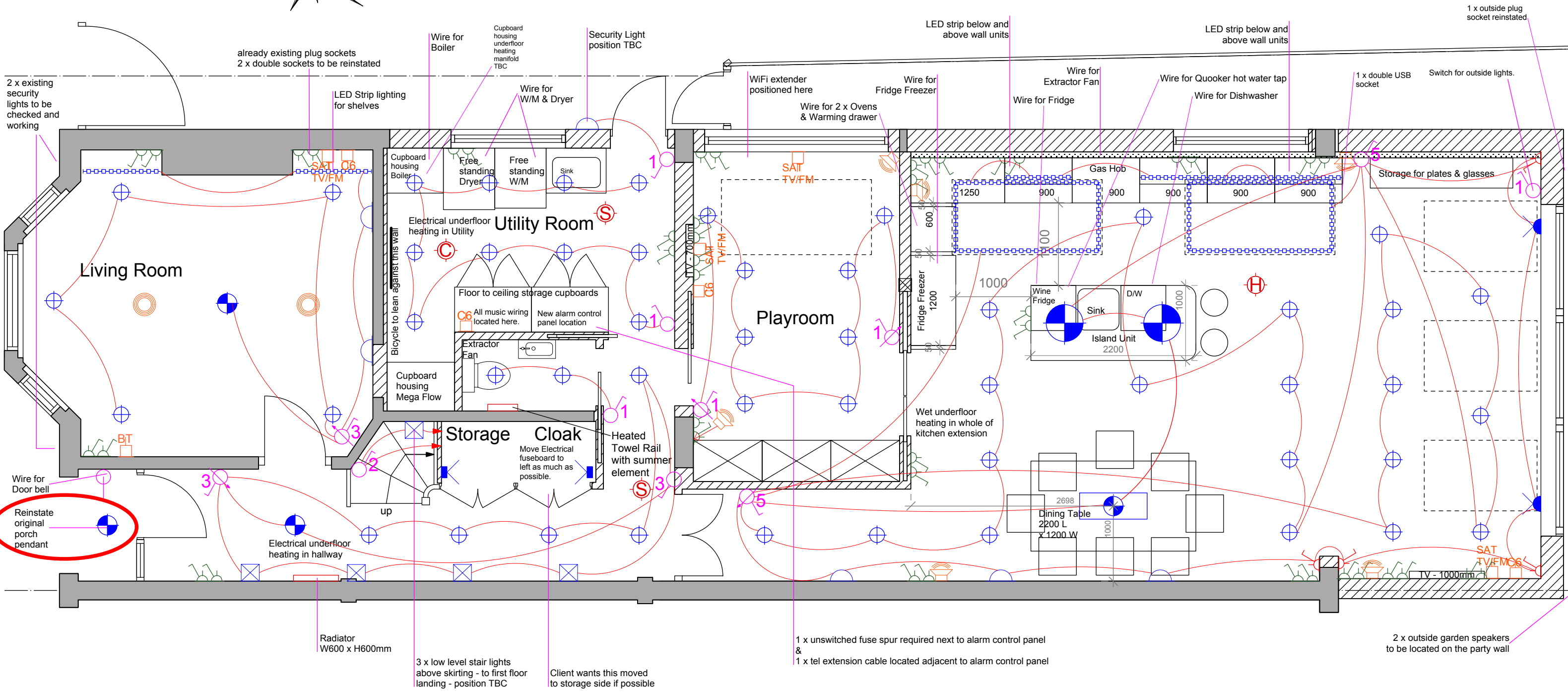


Metres

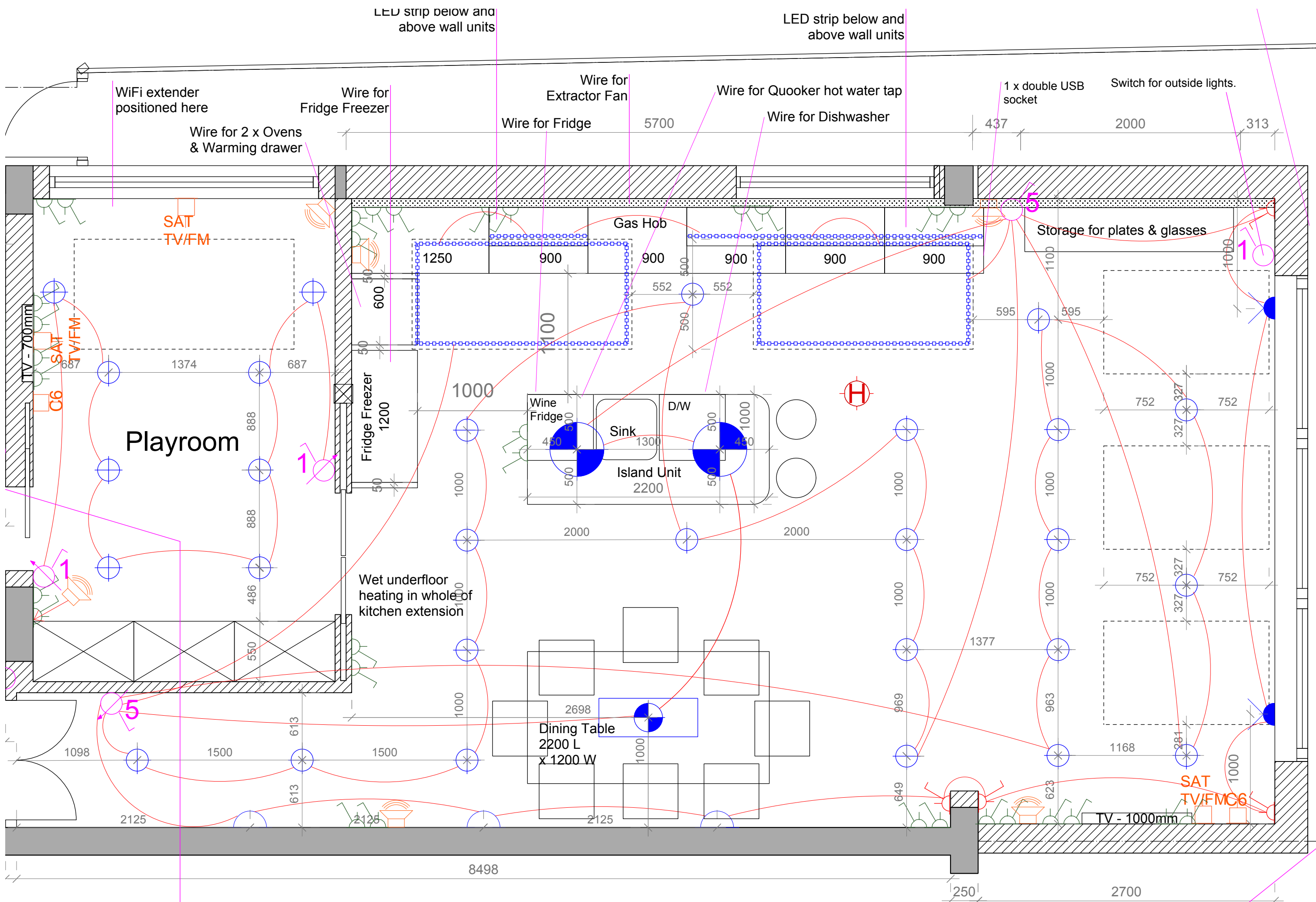
Please note: drawings are only indicative / preliminary.
 Exact layouts to be determined.
 Height of plug sockets TBC.
 Contractor to liaise with Saunders Interiors prior to First fix plumbing/electrics or determination of any walls.



Electrical Installation Key:

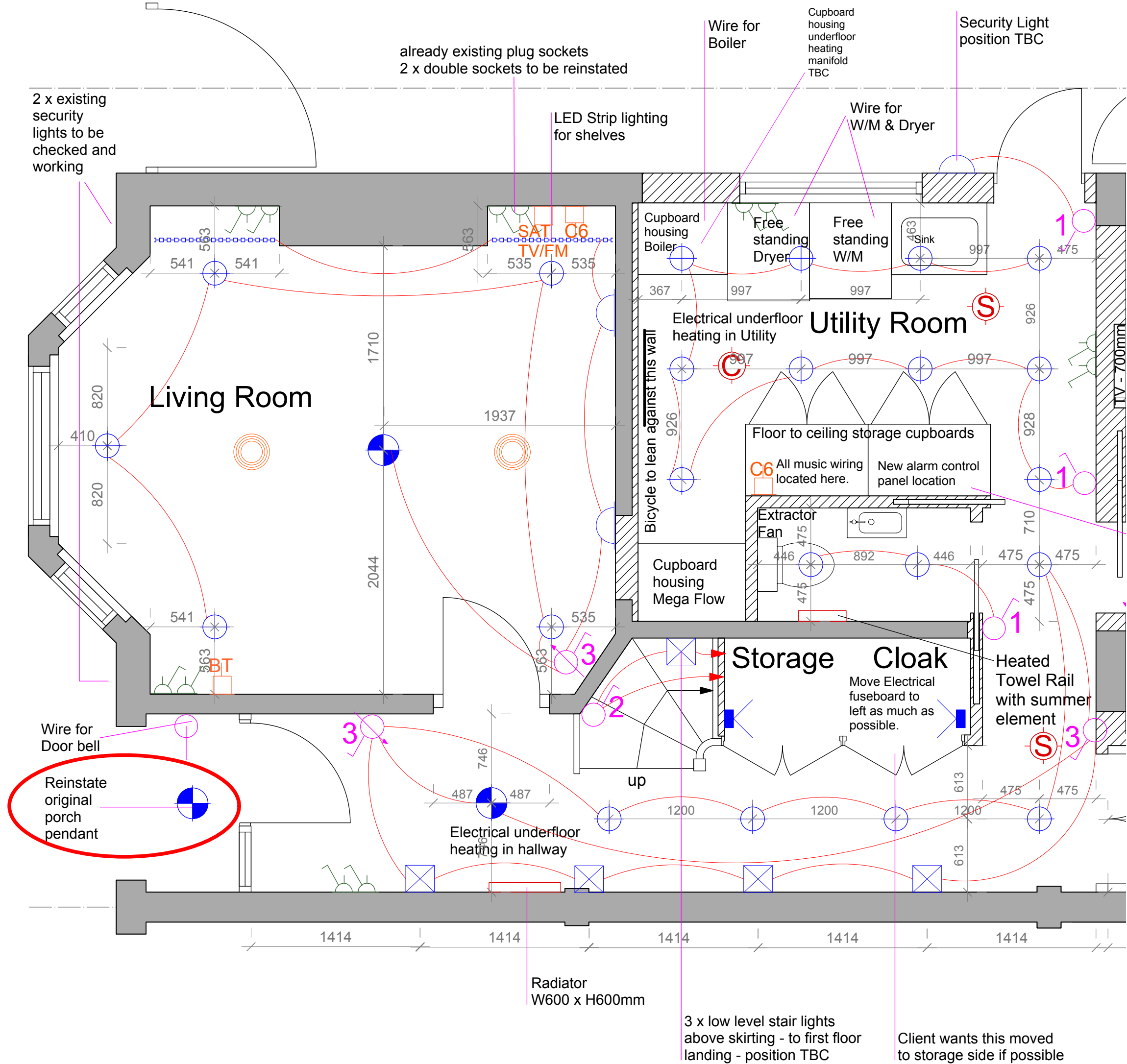
LUMINAIRES	COMMUNICATIONS SOCKETS	SWITCHES	POWER	FIRE DETECTION
Pendant	Television	1, 2, 3 or 5 gang dimmer switch	Double Socket	Heat Detector
Recessed Downlighter	Master BT Socket	1, 2 or 3 gang single switch	Single 5-amp Socket	Smoke Detector
Directional Spot Light	Cat 5 or Cat 6 Outlet	Wiring for Doorbell		Carbon Monoxide Detector
LED Strip Lighting	Music Speaker - wall or ceiling mounted			
Reading Light				
Wall Light				
Sensor light				
Low level Light				
Waterproof Light				
Flush Floor Light				

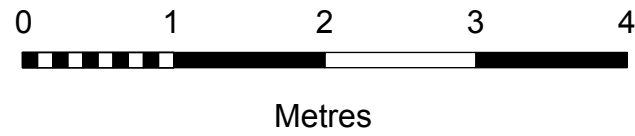
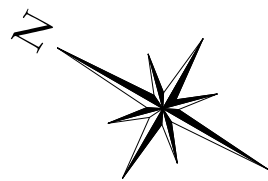
<table border="1"> <thead> <tr> <th>Rev</th> <th>Issue Status/Notes</th> <th>Date</th> </tr> </thead> <tbody> <tr> <td> </td> <td> </td> <td> </td> </tr> </tbody> </table>	Rev	Issue Status/Notes	Date				<p>Do not scale from this drawing. All dimensions must be checked on site by the contractors with Saunders Interiors. All dimensions in millimetres unless otherwise stated.</p>	<p>Key</p> <ul style="list-style-type: none"> Change of Ceiling Height Party Wall New Wall Fabric 	<p>Saunders Interiors Ltd tracey@saundersinteriors.co.uk 07717 841 640</p>	<p>Project Title: 12 Madrid Road, London SW13 9PD</p> <p>Client Name: Trish & Ian Barrigan</p>	<p>Drawing Title: 12 Madrid Road - 003</p> <p>Drawing Name: Ground Floor Electrical Plan Proposed</p>	<p>Issue Date: 18.08.2015</p> <p>Rev: P</p>
	Rev	Issue Status/Notes	Date									
<p>Scale: 1:50 at A3</p>												



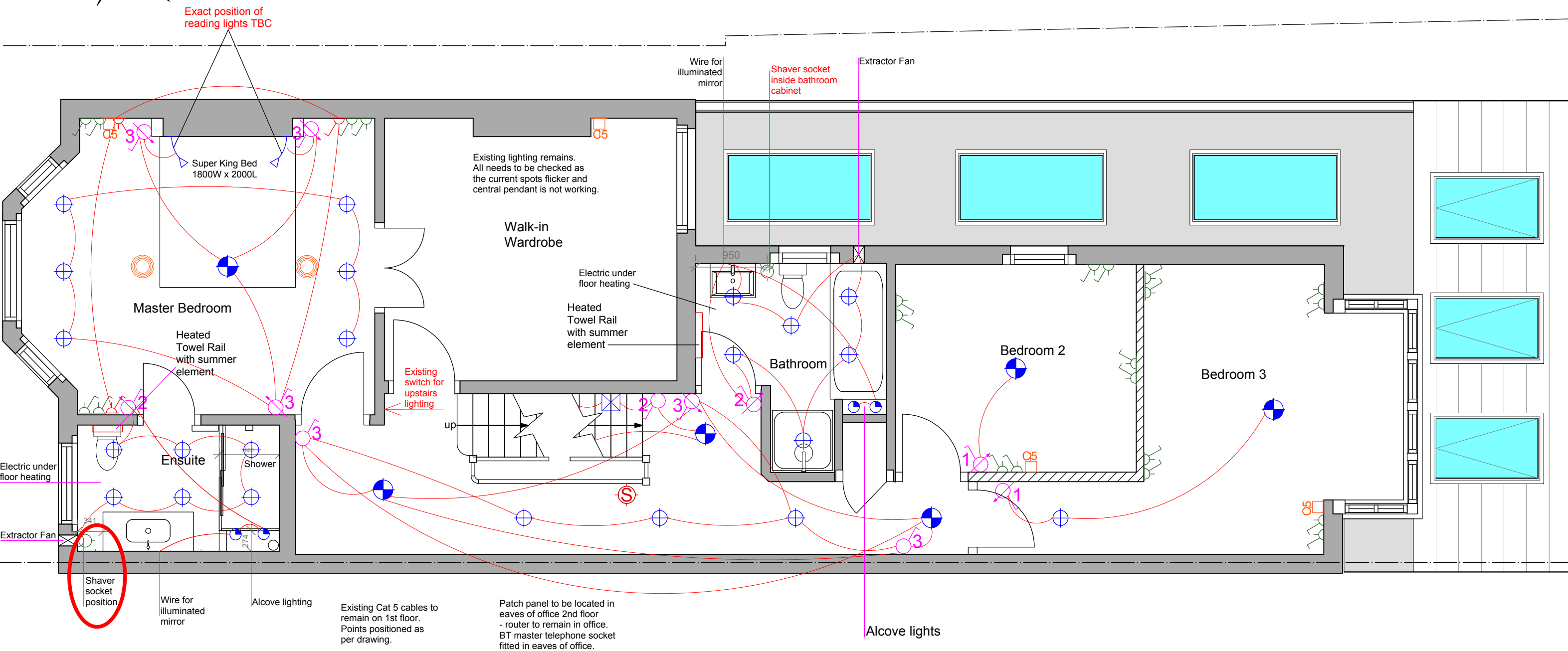
1 x unswitched fuse spur required next to alarm control panel & 1 x tel extension cable located adjacent to alarm control panel

2 x outside garden speakers to be located on the party wall





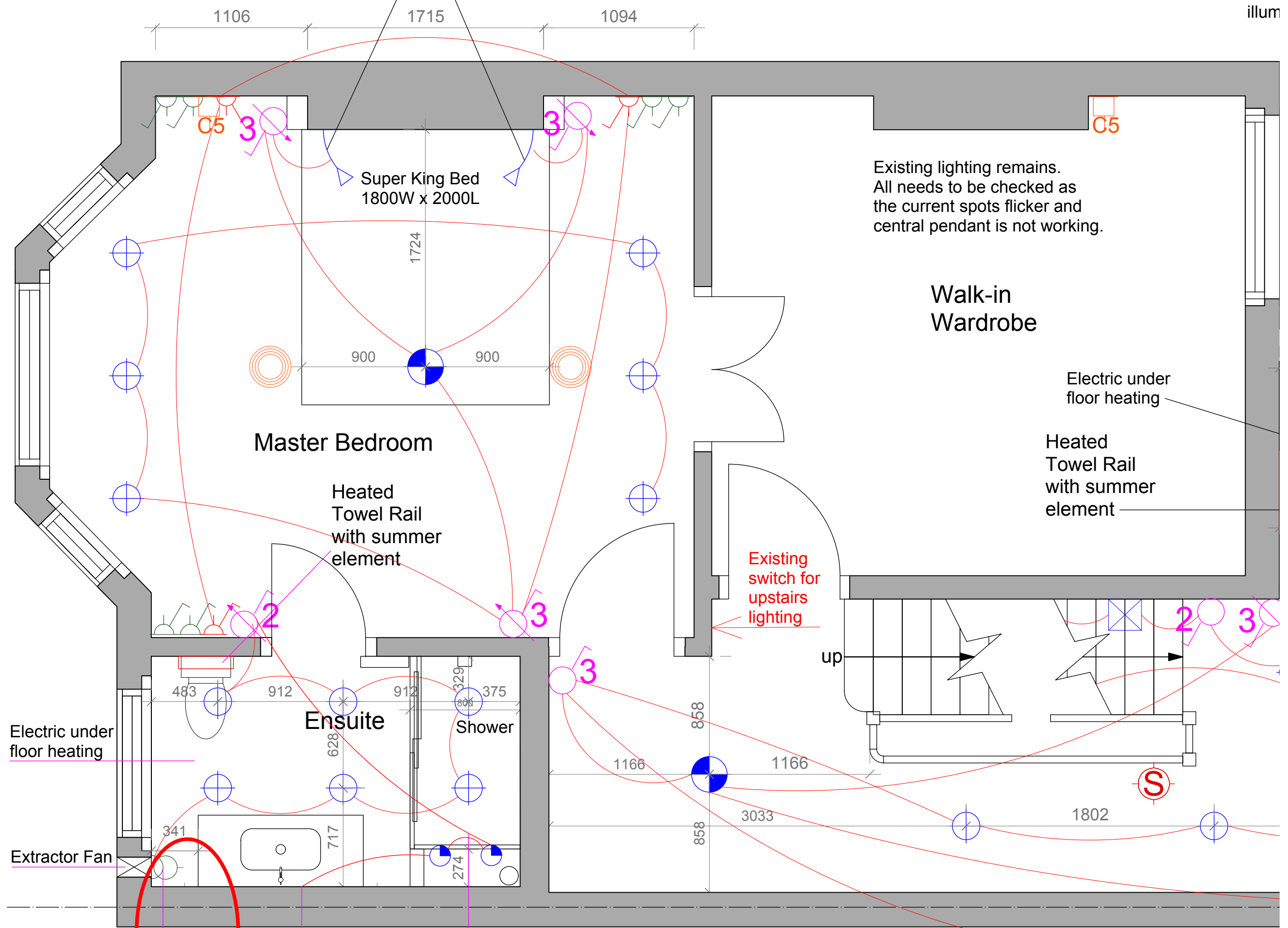
Please note: drawings are only indicative / preliminary.
 Exact layouts to be determined.
 Contractor to liaise with Saunders Interiors prior to First fix plumbing/electrics or determination of any walls.



Electrical Installation Key:

LUMINAIRES		COMMUNICATIONS SOCKETS		SWITCHES		POWER		FIRE DETECTION	
	Pendant		Television		1, 2, 3 or 5 gang dimmer switch		Double Socket		Heat Detector
	Recessed Downlighter		Master BT Socket		1, 2 or 3 gang single switch		Single 5-amp Socket		Smoke Detector
	Directional Spot Light		Cat 5 or Cat 6 Outlet		Wiring for Doorbell				Carbon Monoxide Detector
	LED Strip Lighting		Music Speaker - wall or ceiling mounted						
	Reading Light		Wall Light						
			Sensor light						
			Low level Light						
			Waterproof Light						
			Flush Floor Light						

Rev	Issue Status/Notes	Date	Do not scale from this drawing. All dimensions must be checked on site by the contractors with Saunders Interiors. All dimensions in millimetres unless otherwise stated.	Key Change of Ceiling Height Party Wall New Wall Fabric	Saunders Interiors Ltd tracey@saundersinteriors.co.uk 07717 841 640	Project Title: 12 Madrid Road, London SW13 9PD	Drawing Title: 12 Madrid Road - 003	Issue Date: 18.08.2015
						Client Name: Trish & Ian Barrigan	Scale: 1:50 at A3	Drawing Name: First Floor Electrical Plan Proposed



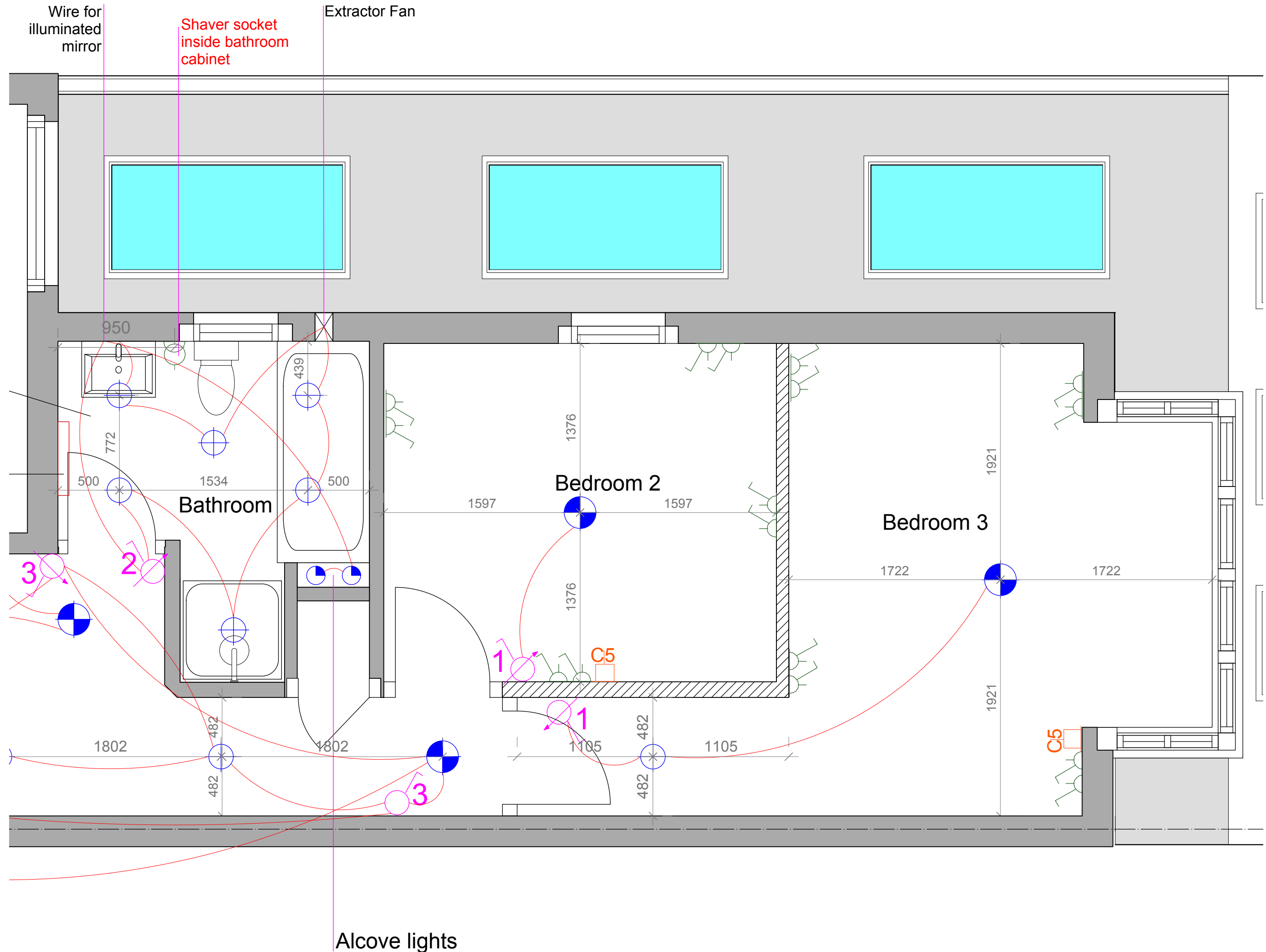
Shaver socket position

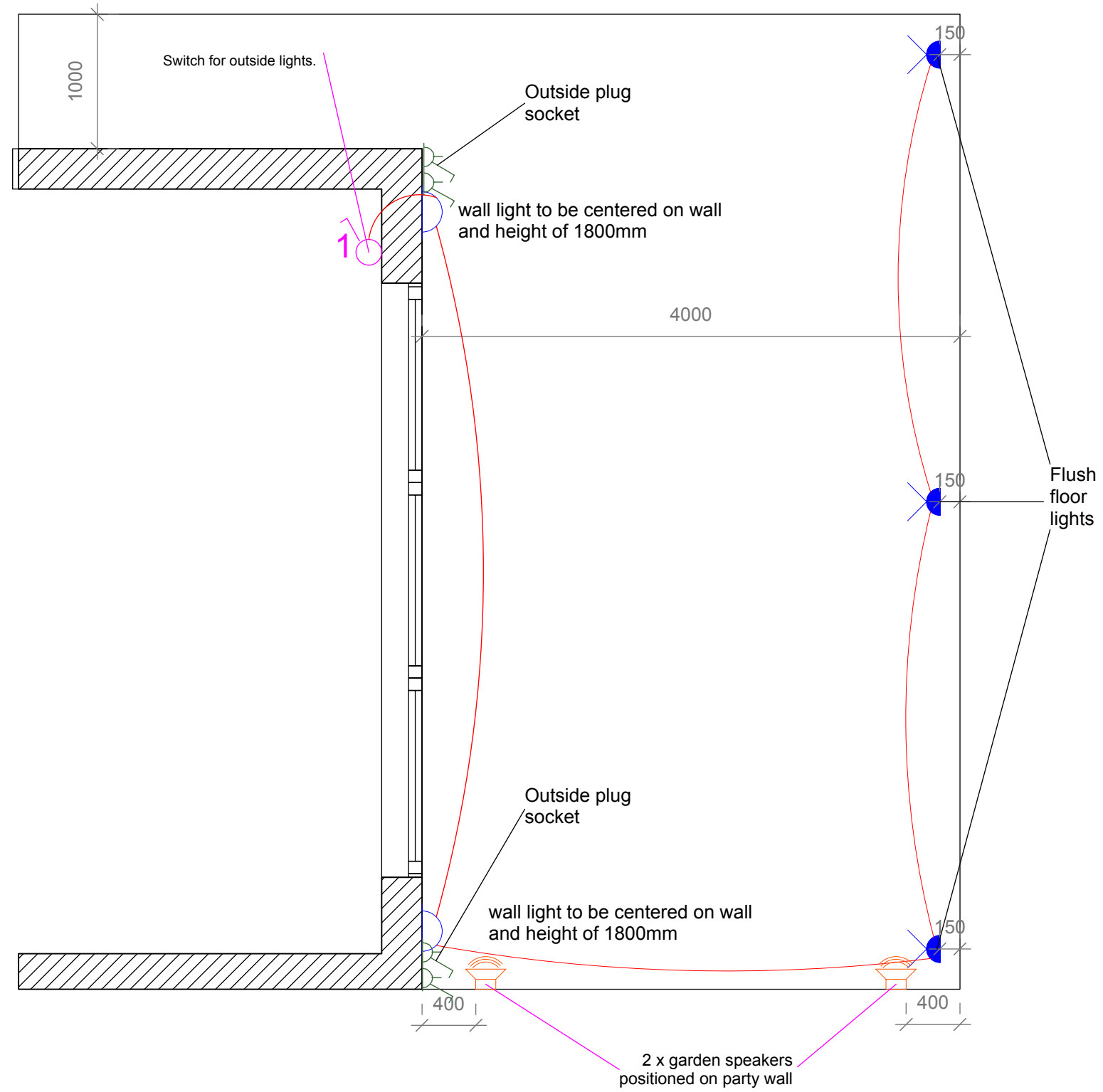
Wire for illuminated mirror

Alcove lighting

Existing Cat 5 cables to remain on 1st floor. Points positioned as per drawing.

Patch panel to be located in eaves of office 2nd floor - router to remain in office. BT master telephone socket fitted in eaves of office.





Garden Electrical Plan

Rev	Issue Status/Notes	Date	Do not scale from this drawing. All dimensions must be checked on site by the contractors with Saunders Interiors. All dimensions in millimetres unless otherwise stated.	Key	Saunders Interiors Ltd tracey@saundersinteriors.co.uk 07717 841 640	Project Title: 12 Madrid Road, London SW13 9PD	Drawing Title: 12 Madrid Road -	Issue Date: 18.08.2015	
			 Change of Ceiling Height - - - - - Party Wall ▨ New Wall Fabric		Client Name: Trish & Ian Barrigan	Scale: 1:50 at A3	Drawing Name: Garden Electrical Plan	Rev: P